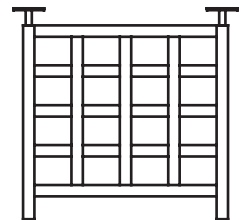
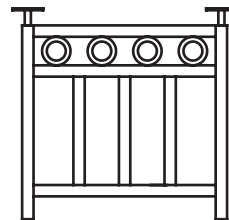
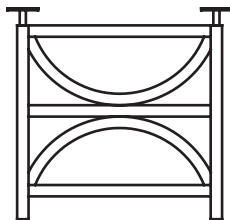
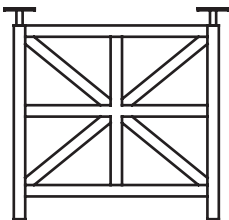

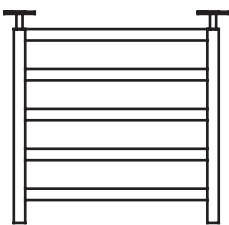

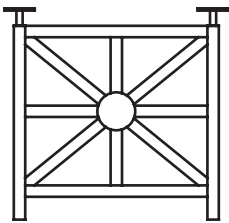




Revolution Products

OPTIONS TECHNICAL LIBRARY FURNITURE 2026 PRICE LIST



Revolution Products
259 Whip O Will Drive
Clinton, SC 29325
864-547-5727

Options

Welcome to Options from Revolution Products, where a plethora of design details will create the perfect furniture for your signature library.

Index

I.	Terms and Conditions	
II.	Options Specification steps	Pgs. 3-7
	a. Edge band choices	Pg. 3
III.	Options Series Model Numbers	Pgs. 9-26
	a. Tables	Pgs. 9-10
	b. IT Tables	Pgs. 11-12
	c. IT adjustable height work stations	Pgs. 13-15
	d. Carrels	Pgs. 16-17
IV.	Options II Full Panel Carrels	Pgs. 17-18
V.	Options End Panels	Pgs. 19-26
V.	Options A-Frame Tables	Pgs. 27-28
VI.	Product Examples	Pgs. 29-40

Options

Terms of Sale: All prices are FOB East Syracuse, NY. Net 30 days from date of shipment. All prices are list and subject to change without notice. Interest of 2% per month will be assessed on past due invoices. Possession of price list does not constitute authority to purchase or sell products herein.

Taxes: All applicable taxes are extra. If a client is tax exempt please provide tax certificate.

Ordering: Orders must have all pertinent information provided before they will be processed and entered including model numbers, quantities and finish, laminate and fabric selections where appropriate. Please provide a requested by date, or not to ship before date on your order.

Warranty: All items are warranted for 10 years unless otherwise stated. Warranty is for initial purchaser and only valid as long as the product is owned by original customer. The warranty, which begins at date of manufacture, covers defects in materials and workmanship found during the normal usage of product during the warranty period. Revolution Products will at it's option repair or replace the defective product with a comparable component or product. Warranty does not cover any "Customers Own Material" used in manufacture. Except as stated above, Revolution Products makes no express or implied warranties as to any product and in particular makes no warranty of fitness for any particular use. At Revolution Products option, product repair, or replacement is the customer's exclusive remedy for any and all product defects.

BIFMA and ANSI Testing: All products offered by Revolution Products meet or exceed applicable BIFMA and ANSI testing standards.

New Accounts: New accounts can only be established with the approval of a Revolution Products representative. New accounts will be subject to special credit reference requirements and deposit terms before they are approved.

Options

Step #1: To begin the specification process select the edge band detail from the choices shown below. The number code for your choice must be placed in the blank of the model number as shown in the following example.

Example: O-(base code)3648-O-(EDGE BAND)-(grill code)



(1) Standard Edge
1-1/2" H x 3/4" T



(2) Accent Bevel
Edge 1-1/2" H x
3/4" T



(3) Radiused Edge
1-1/2" H x 3/4" T



(4) Bullnose Edge
1-1/2" H x 3/4" T



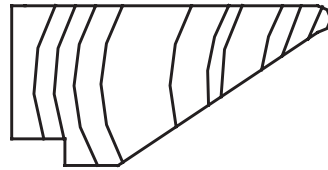
(5) Semi-bullnose
Edge 1-1/2" H x
3/4" T



(6) Traditional Edge
1-1/2" H x 3/4" T



(7) Beveled Edge
1-1/2" H x 1" T
Note: 5% Up charge

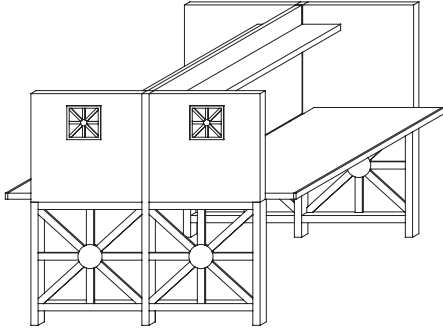


(8) Knife Edge
1-1/2" H x 3" T
Note: 10% Up charge

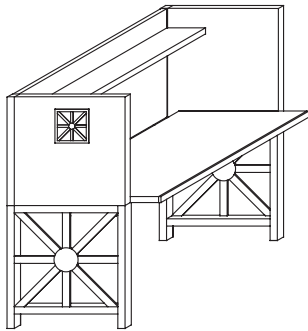
Options

Step #2: Choose the (A) steel Options base design or the (B) wood Options II full panel design. Examples are shown below.

Options

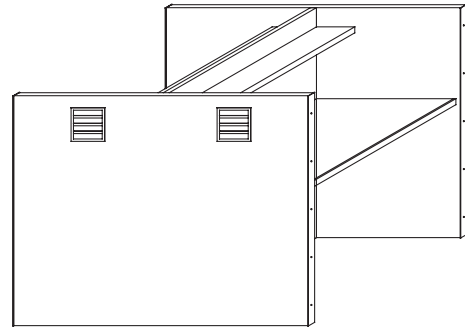


(A) Example of Options D/F carrel

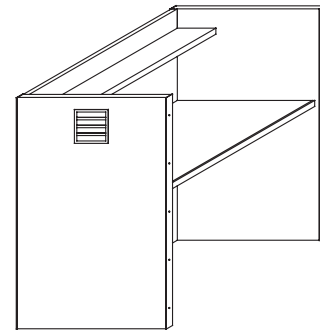


(A) Example of Options S/F carrel

Options II



(B) Example of Options II D/F carrel




(B) Example of Options II S/F carrel

Step #3: Select a decorative metal grill from the following standards and enter the appropriate letter code in the model number blank as shown in the example:

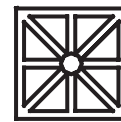
Example: O-(base code)3648-O-(edge band)-(GRILL CODE)



Verticals Grill (GV)



Horizontals Grill (GH)



Roman Grid Grill (GR)

No Grill Option (GN)

Model numbers for (A) Options steel base furniture are shown on pages 4 - 15

Model numbers for (B) Options II panel style furniture are shown on pages 16-17

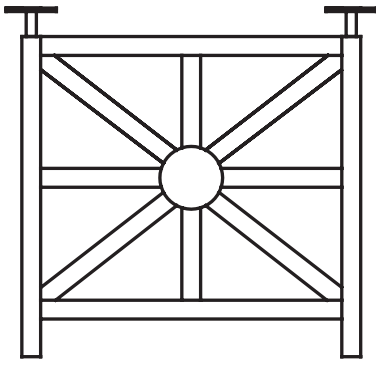
Model numbers for end panels are shown on pages 18-22

Options

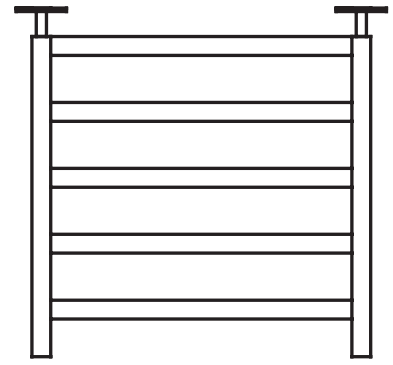
Step #4: For the Options series, select one of the following base designs. Please place the appropriate letter code for the base of your choice in the blank of the model number. For Options II please proceed to page 16 for model numbers.

Example: O-(Letter Code)3648-O
Example: O-(**BASE CODE**)3648-O-(edge band)-(grill code)

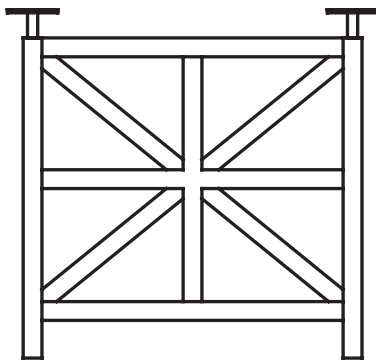
ROMAN GRID (RG)



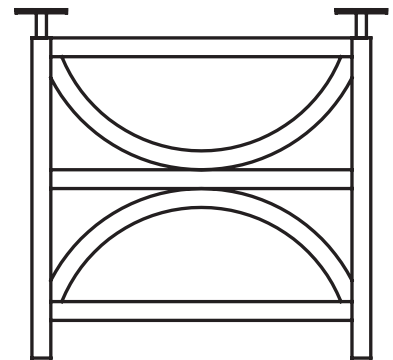
HORIZONTAL (HO)



CROSSINGS (CR)



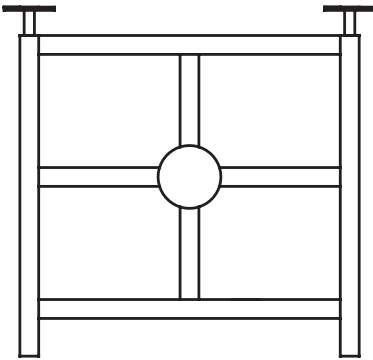
ARC (AR)




Choices continued on next page

Options

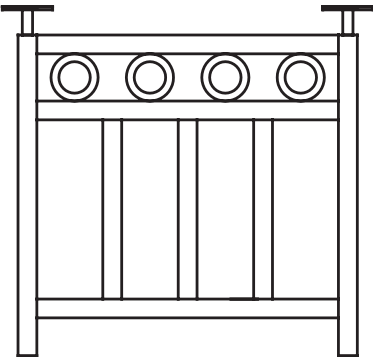
QUADRANT (QU)



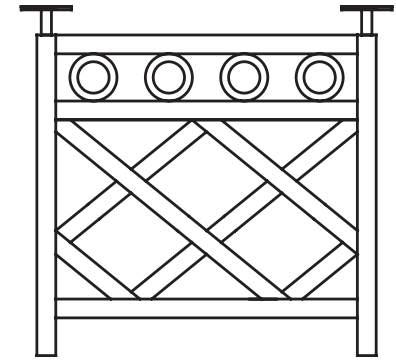
TRELLIS (TR)



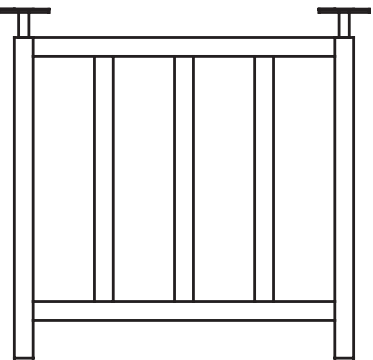
VISION (VI)



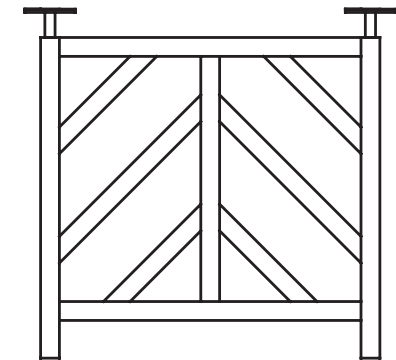
DEGREE (DE)



VERTICAL (VE)



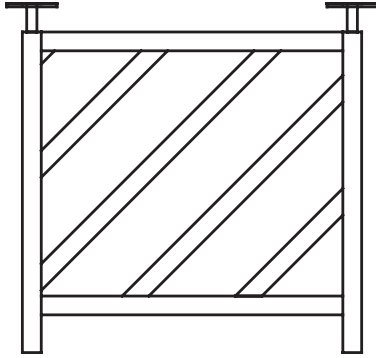
CHEVRON (CH)



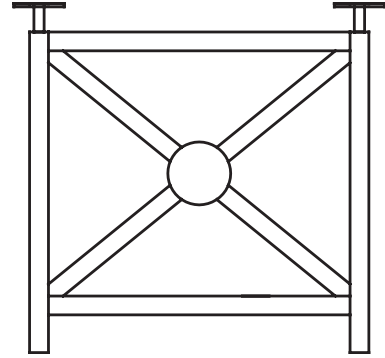
Choices continued on next page

Options

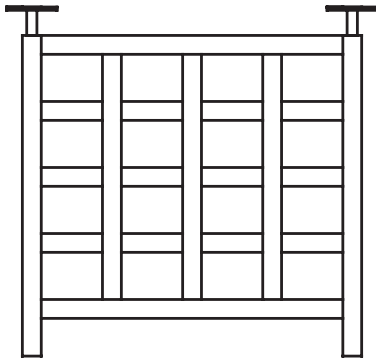
ASCENT (AS)



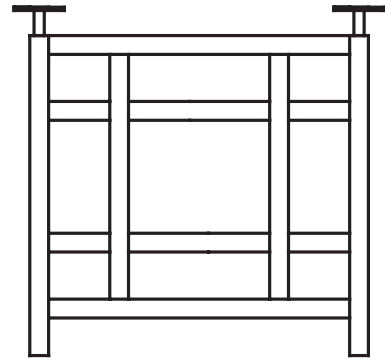
INTERSECTION (IN)



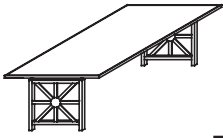
SQUARES (SQ)



HATCH (HA)



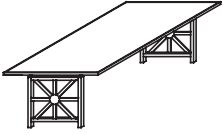
Options



READING TABLES WITH METAL FRAME BASES

MODEL NUMBER	DESCRIPTION	LIST PRICE
O- _3648-O- _- _	Table 36" deep x 48" wide x 29" high with 3/4" thick x 1 1/2" high oak edge banded HPL inlay top, 1 1/2" 12 gauge tubular steel end frames with double keel superstructure support	4490.00
O- _3060-O- _- _	Table 30" deep x 60" wide x 29" high with 3/4" thick x 1 1/2" high oak edge banded HPL inlay top, 1 1/2" 12 gauge tubular steel end frames with double keel superstructure support	4793.00
O- _3660-O- _- _	Table 36" deep x 60" wide x 29" high with 3/4" thick x 1 1/2" high oak edge banded HPL inlay top, 1 1/2" 12 gauge tubular steel end frames with double keel superstructure support	5057.00
O- _3672-O- _- _	Table 36" deep x 72" wide x 29" high with 3/4" thick x 1 1/2" high oak edge banded HPL inlay top, 1 1/2" 12 gauge tubular steel end frames with double keel superstructure support	5445.00
O- _3696-O- _- _	Table 36" deep x 96" wide x 29" high with 3/4" thick x 1 1/2" high oak edge banded HPL inlay top, 1 1/2" 12 gauge tubular steel end frames with double keel superstructure support	5963.00
O- _4272-O- _- _	Table 42" deep x 72" wide x 29" high with 3/4" thick x 1 1/2" high oak edge banded HPL inlay top, 1 1/2" 12 gauge tubular steel end frames with double keel superstructure support	5787.00
O- _4284-O- _- _	Table 42" deep x 84" wide x 29" high with 3/4" thick x 1 1/2" high oak edge banded HPL inlay top, 1 1/2" 12 gauge tubular steel end frames with double keel superstructure support	6685.00
O- _4296-O- _- _	Table 42" deep x 96" wide x 29" high with 3/4" thick x 1 1/2" high oak edge banded HPL inlay top, 1 1/2" 12 gauge tubular steel end frames with double keel superstructure support	6813.00
O- _4872-O- _- _	Table 48" deep x 72" wide x 29" high with 3/4" thick x 1 1/2" high oak edge banded HPL inlay top, 1 1/2" 12 gauge tubular steel end frames with double keel superstructure support	5498.00

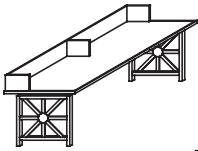
Options



READING TABLES WITH METAL FRAME BASES (continued)

MODEL NUMBER	DESCRIPTION	LIST PRICE
O-__4884-O-__	Table 48" deep x 84" wide x 29" high with 3/4" thick x 1 1/2" high oak edge banded HPL inlay top, 1 1/2" 12 gauge tubular steel end frames with double keel superstructure support	6467.00
O-__4896-O-__	Table 48" deep x 96" wide x 29" high with 3/4" thick x 1 1/2" high oak edge banded HPL inlay top, 1 1/2" 12 gauge tubular steel end frames with double keel superstructure support	6992.00
O-__3636-O-__	Table 36" square x 29" high with 3/4" thick x 1 1/2" high oak edge banded HPL inlay top, 1 1/2" 12 gauge tubular steel frame	4324.00
O-__4242-O-__	Table 42" square x 29" high with 3/4" thick x 1 1/2" high oak edge banded HPL inlay top, 1 1/2" 12 gauge tubular steel frame	4448.00
O-__4848-O-__	Table 48" square x 29" high with 3/4" thick x 1 1/2" high oak edge banded HPL inlay top, 1 1/2" 12 gauge tubular steel frame	4898.00
O-__6060-O-__	Table 60" square x 29" high with 3/4" thick x 1 1/2" high oak edge banded HPL inlay top, 1 1/2" 12 gauge tubular steel frame	5702.00
O-__36R-O-__	Table 36" round x 29" high with 3/4" thick x 1 1/2" high oak edge banded HPL inlay top, 1 1/2" 12 gauge tubular steel frame	4817.00
O-__42R-O-__	Table 42" round x 29" high with 3/4" thick x 1 1/2" high oak edge banded HPL inlay top, 1 1/2" 12 gauge tubular steel frame	4473.00
O-__48R-O-__	Table 48" round x 29" high with 3/4" thick x 1 1/2" high oak edge banded HPL inlay top, 1 1/2" 12 gauge tubular steel frame	4935.00
O-__60R-O-__	Table 60" round x 29" high with 3/4" thick x 1 1/2" high oak edge banded HPL inlay top, 1 1/2" 12 gauge tubular steel frame	6333.00
WOOD	Wood inlay veneered inset panel in base frames - add suffix WOOD	983.00
Suffix -M	For maple edge banding change suffix O to M and add 7 percent	
Suffix -C	For cherry edge banding change suffix O to C and add 20 percent	

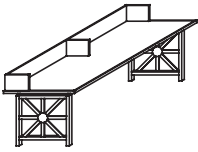
Options



INFORMATION TECHNOLOGY TABLES WITH METAL FRAME BASES & MONITOR RACKS

MODEL NUMBER	DESCRIPTION	LIST PRICE
O-_3036-O-IT-_-_-	IT table 30" deep x 36" wide with 3/4" thick x 1 1/2" high oak edge banded HPL inlay top with 8" high monitor rack across the back extending forward 10" at each end (Select from 29", 32" or 36" top heights)	5428.00
O-_3048-O-IT-_-_-	IT table 30" deep x 48" wide with 3/4" thick x 1 1/2" high oak edge banded HPL inlay top with 8" high monitor rack across the back extending forward 10" at each end (Select from 29", 32" or 36" top heights)	5717.00
O-_3060-O-IT-_-_-	IT table 30" deep x 60" wide with 3/4" thick x 1 1/2" high oak edge banded HPL inlay top with 8" high monitor rack across the back extending forward 10" at each end (Select from 29", 32" or 36" top heights)	6569.00
O-_3072-O-IT2-_-_-	IT table 30" deep x 72" wide with 3/4" thick x 1 1/2" high oak edge banded HPL inlay top with 8" high monitor rack across the back extending forward 10" at the ends and the center point, making 2 separate study areas (Select from 29", 32", or 36" high top height)	7059.00
O-_3096-O-IT2-_-_-	IT table 30" deep x 96" wide with 3/4" thick x 1 1/2" high oak edge banded HPL inlay top with 8" high monitor rack across the back extending forward 10" at the ends and the center point, making 2 separate study areas (Select from 29", 32", or 36" high top height)	7937.00
O-_3096-O-IT3-_-_-	IT table 30" deep x 96" wide with 3/4" thick x 1 1/2" high oak edge banded HPL inlay top with 8" high monitor rack across the back extending forward 10" at the ends and 2 equal points, making 3 separate study areas (Select from 29", 32", or 36" high top height)	8050.00
O-_3036-O-IT-_-_-	IT table 30" deep x 36" wide with 3/4" thick x 1 1/2" high oak edge banded HPL inlay top with 8" high monitor rack across the back extending forward 10" at each end (Select from 29", 32" or 36" top heights)	5857.00
O-_3048-O-IT-_-_-	IT table 30" deep x 48" wide with 3/4" thick x 1 1/2" high oak edge banded HPL inlay top with 8" high monitor rack across the back extending forward 10" at each end (Select from 29", 32" or 36" top heights)	5918.00

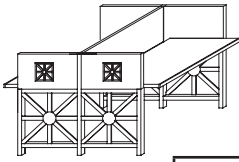
Options



INFORMATION TECHNOLOGY TABLES WITH METAL FRAME BASES & MONITOR RACKS (continued)

MODEL NUMBER	DESCRIPTION	LIST PRICE
O-_3060-O-IT-_-_-	IT table 30" deep x 60" wide with 3/4" thick x 1 1/2" high oak edge banded HPL inlay top with 8" high monitor rack across the back extending forward 10" at each end (Select from 29", 32" or 36" top heights)	6824.00
O-_3072-O-IT2-_-_-	IT table 30" deep x 72" wide with 3/4" thick x 1 1/2" high oak edge banded HPL inlay top with 8" high monitor rack across the back extending forward 10" at the ends and the center point, making 2 separate study areas (Select from 29", 32", or 36" high top height)	7365.00
O-_3096-O-IT2-_-_-	IT table 30" deep x 96" wide with 3/4" thick x 1 1/2" high oak edge banded HPL inlay top with 8" high monitor rack across the back extending forward 10" at the ends and the center point, making 2 separate study areas (Select from 29", 32", or 36" high top height)	8318.00
WOOD	Wood inlay veneered inset panel in base frames - add suffix WOOD	1025.00
SUFFIX -M	For maple edge banding and monitor rack change suffix O to M and add 7 percent	
SUFFIX -C	For cherry edge banding and monitor rack change suffix O to C and add 20 percent	

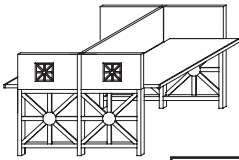
Options



INFORMATION TECHNOLOGY WORK STATIONS, ADJUSTABLE HEIGHT WORK SURFACE & METAL GRILLS

MODEL NUMBER	DESCRIPTION	LIST PRICE
O-_3136-O-ITS-_-_-	IT work station starter 31" deep x 36" wide x 39" high with 12 gauge tubular steel metal frame base, oak side and back panels with 1/4" solid oak edge banding, 1 1/4" thick adjustable height work surface with 3/4" thick edge banding and 2" cord drop/pencil stop banded with 1/2" thick solid oak, decorative metal grills	5953.00
O-_3136-O-ITS-A-_-_-	IT work station adder 31" deep x 36" wide x 39" high with 12 gauge tubular steel metal frame base, oak side and back panels with 1/4" solid oak edge banding, 1 1/4" thick adjustable height work surface with 3/4" thick edge banding and 2" cord drop/pencil stop banded with 1/2" thick solid oak	4477.00
O-_3148-O-ITS-_-_-	IT work station starter 31" deep x 48" wide x 39" high with 12 gauge tubular steel metal frame base, oak side and back panels with 1/4" solid oak edge banding, 1 1/4" thick adjustable height work surface with 3/4" thick edge and 2" cord drop/pencil stop banded with 1/2" thick solid oak, decorative metal grills	6460.00
O-_3148-O-ITS-A-_-_-	IT work station adder 31" deep x 48" wide x 39" high with 12 gauge tubular steel metal frame base, oak side and back panels with 1/4" solid oak edge banding, 1 1/4" thick adjustable height work surface with 3/4" thick edge banding and 2" cord drop/pencil stop banded with 1/2" thick solid oak,	4988.00
O-_3172-O-ITS-_-_-	IT work station starter 31" deep x 72" wide x 39" high with 12 gauge tubular steel metal frame base, oak side and back panels with 1/4" solid oak edge banding, 1 1/4" thick adjustable height work surface with 3/4" thick edge banding and 2" cord drop/ pencil stop banded with 1/2" thick solid oak, decorative metal grills	7224.00
O-_3172-O-ITS-A-_-_-	IT work station adder 31" deep x 72" wide x 39" high with 12 gauge tubular steel metal frame base, oak side and back panels with 1/4" solid oak edge banding, 1 1/4" thick adjustable height work surface with 3/4" thick edge banding and 2" cord drop/pencil stop banded with 1/2" thick solid oak, decorative metal grills	5750.00

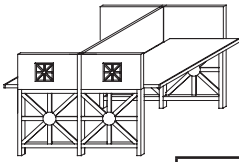
Options



INFORMATION TECHNOLOGY WORK STATIONS, ADJUSTABLE HEIGHT WORK SURFACE & METAL GRILLS (continued)

MODEL NUMBER	DESCRIPTION	LIST PRICE
O-__3136-O-DF-ITS-__	IT double faced work station starter 61" deep x 38" wide x 39" high with 12 gauge tubular steel metal frame base, oak side and back panels with 1/4" solid oak edge banding, 2 each 1 1/4" thick adjustable height work surfaces 3/4" thick edge banding and 2" cord drop/pencil stop banded with 1/2" thick solid oak, decorative metal grills	10099.00
O-__3136-O-DF-ITS-A-__	IT double faced work station adder 61" deep x 36" wide x 39" high with 12 gauge tubular steel metal frame base, oak side and back panels with 1/4" solid oak edge banding, 2 each 1 1/4" thick adjustable height work surfaces 3/4" thick edge banding and 2" cord drop/pencil stop banded with 1/2" thick solid oak	8397.00
O-__3148-O-DF-ITS-__	IT double faced work station starter 61" deep x 50" wide x 39" high with 12 gauge tubular steel metal frame base, oak side and back panels with 1/4" solid oak edge banding, 2 each 1 1/4" thick adjustable height work surfaces 3/4" thick edge banding and 2" cord drop/pencil stop banded with 1/2" thick solid oak, decorative metal grills	11118.00
O-__3148-O-DF-ITS-A-__	IT double faced work station adder 61" deep x 48" wide x 39" high with 12 gauge tubular steel metal frame base, oak side and back panels with 1/4" solid oak edge banding, 2 each 1 1/4" thick adjustable height work surfaces 3/4" thick edge banding and 2" cord drop/pencil stop banded with 1/2" thick solid oak	9412.00
O-__3172-O-DF-ITS-__	IT double faced work station starter 61" deep x 74" wide x 39" high with 12 gauge tubular steel metal frame base, oak side and back panels with 1/4" solid oak edge banding, 2 each 1 1/4" thick adjustable height work surfaces 3/4" thick edge banding and 2" cord drop/pencil stop banded with 1/2" thick solid oak, decorative metal grills	12305.00

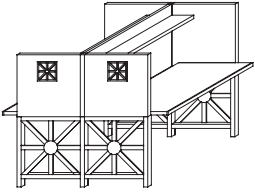
Options



INFORMATION TECHNOLOGY WORK STATIONS, ADJUSTABLE HEIGHT WORK SURFACE & METAL GRILLS (continued)

MODEL NUMBER	DESCRIPTION	LIST PRICE
O-__3172-O-DF-ITS-A-__	IT double faced work station adder 61" deep x 72" wide x 39" high with 12	10937.00
	gauge tubular steel metal frame base, oak side and back panels with 1/4"	
	solid oak edge banding, 2 each 1 1/4" thick adjustable height work surfaces	
	3/4" thick edge banding and 2" cord drop/pencil stop banded with 1/2" thick	
	solid oak	
SUFFIX-M	For above products in maple change suffix O to M and add 7 percent.	
SUFFIX-C	For above products in cherry change suffix O to C and add 20 percent.	

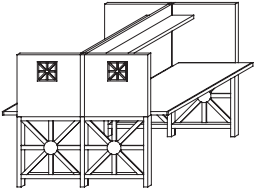
Options



STUDY CARRELS WITH METAL BASES, ADJUSTABLE HEIGHT WORK SURFACE & METAL GRILLS

MODEL NUMBER	DESCRIPTION	LIST PRICE
O-3136-O-_-	Carrel work station starter 31" deep x 38" wide x 48" high with 12 gauge tubular steel metal frame base, oak side and back panels with 1/4" solid oak edge banding, 1 1/4" thick adjustable height work surface with 3/4" thick edge banding and 2" cord drop/pencil stop banded with 1/2" thick solid oak, decorative metal grills	7040.00
O-3136-O-A-_-	Carrel work station adder 31" deep x 36 1/2" wide x 48" high with 12 gauge tubular steel metal frame base, oak side and back panels with 1/4" solid oak edge banding, 1 1/4" thick adjustable height work surface with 3/4" thick edge banding and 2" cord drop/pencil stop banded with 1/2" thick solid oak, decorative metal grills	4954.00
O-3150-O-_-	Carrel work station starter 31" deep x 50" wide x 48" high with 12 gauge tubular steel metal frame base, oak side and back panels with 1/4" solid oak edge banding, 1 1/4" thick adjustable height work surface with 3/4" thick edge banding and 2" cord drop/pencil stop banded with 1/2" thick solid oak, decorative metal grills	7782.00
O-3148-O-A-_-	Carrel work station adder 31" deep x 48 1/2" wide x 48" high with 12 gauge tubular steel metal frame base, oak side and back panels with 1/4" solid oak edge banding, 1 1/4" thick adjustable height work surface with 3/4" thick edge banding and 2" cord drop/pencil stop banded with 1/2" thick solid oak, decorative metal grills	5722.00
O-3136-O-DF-_-	Carrel work station, double faced, starter 61" deep x 38" wide x 48" high, 12 gauge tubular steel metal frame base, oak side and back panels with 1/4" solid oak edge banding, 2 each 1 1/4" thick adjustable height work surface with 3/4" thick edge banding and 2" cord drop/pencil stop banded with 1/2" thick solid oak, decorative metal grills	12283.00
O-3136-O-DF-A-_-	Carrel work station, double faced, adder 61" deep x 36 1/2" wide x 48", 12 gauge tubular steel metal frame base, oak side and back panels with 1/4" solid oak edge banding, 2 each 1 1/4" thick adjustable height work surface with 3/4" thick edge banding and 2" cord drop/pencil stop banded with 1/2" thick solid oak	8207.00

Options



STUDY CARRELS WITH METAL BASES, ADJUSTABLE HEIGHT WORK SURFACE & METAL GRILLS (continued)

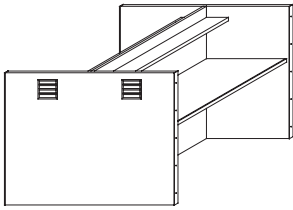
MODEL NUMBER	DESCRIPTION	LIST PRICE
O-_3148-O-DF--_ _	Carrel work station, double faced, starter 61" deep x 50" wide x 48" high	13710.00
	12 gauge tubular steel metal frame base, oak side and back panels with 1/4"	
	solid oak edge banding, 2 each 1 1/4" thick adjustable height work surface	
	with 3/4" thick edge banding and 2" cord drop/pencil stop banded with 1/2"	
	thick solid oak	
O-_3148-O-DF-A-_-_-	Carrel work station, double faced, adder 61" deep x 48 1/2" wide x 48" high	9430.00
	12 gauge tubular steel metal frame base, oak side and back panels with 1/4"	
	solid oak edge banding, 2 each 1 1/4" thick adjustable height work surface	
	with 3/4" thick edge banding and 2" cord drop/pencil stop banded with 1/2"	
	thick solid oak	
SUFFIX-M	For maple display products change suffix O to M and add 7 percent	
SUFFIX-C	For cherry display products change suffix O to C and add 20 percent	

Options

Model Number	Description	List Price
O-IT-3036	Options IT Station 30" Deep x 36" Wide x (height) with base frame assembly, 9" High modesty panel and 1-1/4" Thick HPL top with 3MM pvc edge	2440.00
O-IT-3042	Options IT Station 30" Deep x 42" Wide x (height) with base frame assembly, 9" High modesty panel and 1-1/4" Thick HPL top with 3MM pvc edge	2594.00
O-IT-3048	Options IT Station 30" Deep x 48" Wide x (height) with base frame assembly, 9" High modesty panel and 1-1/4" Thick HPL top with 3MM pvc edge	2686.00
O-IT-3054	Options IT Station 30" Deep x 54" Wide x (height) with base frame assembly, 9" High modesty panel and 1-1/4" Thick HPL top with 3MM pvc edge	2778.00
O-IT-3060	Options IT Station 30" Deep x 60" Wide x (height) with base frame assembly, 9" High modesty panel and 1-1/4" Thick HPL top with 3MM pvc edge	2958.00
O-IT-3072	Options IT Station 30" Deep x 72" Wide x (height) with base frame assembly, 9" High modesty panel and 1-1/4" Thick HPL top with 3MM pvc edge	3206.00
O-IT-3084	Options IT Station 30" Deep x 84" Wide x (height) with base frame assembly, 9" High modesty panel and 1-1/4" Thick HPL top with 3MM pvc edge	3740.00
O-IT-3096	Options IT Station 30" Deep x 96" Wide x (height) with base frame assembly, 9" High modesty panel and 1-1/4" Thick HPL top with 3MM pvc edge	3988.00
O-IT-303048C	Options IT Corner Station 30" Deep x 48" Wide x (height) with base frame assembly, back corner leg, 9" High modesty panel and 1-1/4" Thick HPL top with 3MM pvc edge	3574.00
O-IT-1-Filler	Options IT Vertical steel filler panel - wire manager black	236.00
O-IT-GRM-2	Grommet 2" Diameter	86.00
O-IT-PERF	Perforated Modesty panel with 1/4" perforations, up charge per foot	79.00
O-IT-MOD	Modify width or height, use next largest size and add	193.00
O-IT-FULLMP	Modify to Full Height modesty panel	358.00
O-IT-EH	Electrical Pass Through hole in leg	55.00
O-IT-ADA	Modify to ADA height (Does not include a modesty panel)	400.00
O-IT-ADAMOD	Modify to add modesty panel to ADA station	400.00
O-IT-ADAADJ	Modify to adjustable height table, 6" adjustment (Does not include modesty panel)	1590.00
O-IT-CAST	Set of 4 plastic locking casters	230.00
O-IT-BB	Add for 1 3/4" Clear finish Butcher block top per square foot, Not available in all sixes	50.00
O-IT-CH	Add for Counter Height	400.00
O-IT-BH	Add for Bar Height	400.00
O-IT-FTBS	Add for Front to Back Stretcher	175.00
O-IT-LHS	Add for Low Height Stretcher	300.00
O-IT-OSG	Add for Over size glides set of 4	35.00
O-IT-CW	Add for Custom Width plus the next wider length	225.00
O-IT-ADA	Add for ADA height	400.00



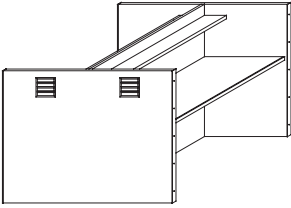
Options II



OPTIONS II STUDY CARRELS WITH METAL END CAPS AND DECORATIVE GRILLS

MODEL NUMBER	DESCRIPTION	LIST PRICE
OII-3136-O-_-_-	Study carrel starter 31 5/8" deep x 38" wide x 48" high with metal end caps and metal grills, oak side and back panels with 1/4" thick edge banding, 1 1/4" thick HPL work surface with 3/4" thick oak edge banding and 2" cord drop/pencil stop banded with 1/2" solid oak	5745.00
OII-3136-O-A-_-_-	Study carrel adder 31 5/8" deep x 36 1/2" wide x 48" high with metal end caps, oak side and back panels with 1/4" thick edge banding , 1 1/4" thick HPL work surface with 3/4" thick oak edge banding and 2" cord drop/pencil stop banded with 1/2" solid oak	3973.00
OII-3148-O-_-_-	Study carrel starter 31 5/8" deep x 50" wide x 48" high with metal end caps and metal grills, oak side and back panels with 1/4" thick edge banding, 1 1/4" thick HPL work surface with 3/4" thick oak edge banding and 2" cord drop/pencil stop banded with 1/2" solid oak	6433.00
OII-3148-O-A-_-_-	Study carrel adder 31 5/8" deep x 48 1/2" wide x 48" high with metal end caps, oak side and back panels with 1/4" thick edge banding , 1 1/4" thick HPL work surface with 3/4" thick oak edge banding and 2" cord drop/pencil stop banded with 1/2" solid oak	4659.00
OII-6136-DF-O-_-_-	Study carrel, double faced, starter 61 1/2" deep x 38" wide x 48" high with metal end caps and metal grills, oak side and back panels with 1/4" thick edge banding, 2 each 1 1/4" thick HPL work surface with 3/4" thick oak edge banding and 2" cord drop/pencil stop banded with 1/2" thick solid oak	9909.00
OII-6136-O-DF-A-_-_-	Study carrel, double faced, adder 61 1/2" deep x 36 1/2" wide x 48" high with metal end caps, oak side and back panels with 1/4" thick edge banding, 2 each 1 1/4" thick HPL work surface with 3/4" thick oak edge banding and 2" cord drop/pencil stop banded with 1/2" thick solid oak	5972.00
OII-6148-O-DF-_-_-	Study carrel, double faced, starter 61 1/2" deep x 50" wide x 48" high with metal end caps and metal grills, oak side and back panels with 1/4" thick edge banding, 2 each 1 1/4" thick HPL work surface with 3/4" thick oak edge banding and 2" cord drop/pencil stop banded with 1/2" thick solid oak	11004.00


Options II



OPTIONS II STUDY CARRELS WITH METAL END CAPS AND DECORATIVE GRILLS (continued)

MODEL NUMBER	DESCRIPTION	LIST PRICE
OII-6148-O-DF-A-_-	Study carrel, double faced, adder 61 1/2" deep x 48 1/2" wide x 48" high with	7522.00
	metal end caps, oak side and back panels with 1/4" thick edge banding, 2 each 1	
	1/4" thick HPL work surface with 3/4" thick oak edge banding and 2" cord drop/	
	pencil stop banded with 1/2" thick solid oak	
SUFFIX-M	For maple study carrels change suffix O to M and add 7 percent	
SUFFIX-C	For cherry study carrels change suffix O to C and add 20 percent	

Options




OPTIONS END PANELS IN OAK WITH 1/4" SOLID OAK EDGE BANDING, METAL END CAPS & METAL GRILL

MODEL NUMBER	DESCRIPTION	LIST PRICE
O-4412-DF-O_	End panel 44" high x 12" deep with metal grill & metal end caps on both long ends	967.00
O-4413-DF-O_	End panel 44" high x 13" deep with metal grill & metal end caps on both long ends	987.00
O-4414-DF-O_	End panel 44" high x 14" deep with metal grill & metal end caps on both long ends	1018.00
O-4416-DF-O_	End panel 44" high x 16" deep with metal grill & metal end caps on both long ends	1044.00
O-4418-DF-O_	End panel 44" high x 18" deep with metal grill & metal end caps on both long ends	1320.00
O-4420-DF-O_	End panel 44" high x 20" deep with metal grill & metal end caps on both long ends	1354.00
O-4422-DF-O_	End panel 44" high x 22" deep with metal grill & metal end caps on both long ends	1398.00
O-4424-DF-O_	End panel 44" high x 24" deep with metal grill & metal end caps on both long ends	1435.00
O-4425-DF-O_	End panel 44" high x 25" deep with metal grill & metal end caps on both long ends	1363.00
O-4428-DF-O_	End panel 44" high x 28" deep with metal grill & metal end caps on both long ends	953.00
O-4432-DF-O_	End panel 44" high x 32" deep with metal grill & metal end caps on both long ends	1588.00
O-4812-DF-O_	End panel 48" high x 12" deep with metal grill & metal end caps on both long ends	1019.00
O-4813-DF-O_	End panel 48" high x 13" deep with metal grill & metal end caps on both long ends	1044.00
O-4814-DF-O_	End panel 48" high x 14" deep with metal grill & metal end caps on both long ends	1093.00
O-4816-DF-O_	End panel 48" high x 16" deep with metal grill & metal end caps on both long ends	1095.00
O-4818-DF-O_	End panel 48" high x 18" deep with metal grill & metal end caps on both long ends	1383.00
O-4820-DF-O_	End panel 48" high x 20" deep with metal grill & metal end caps on both long ends	1424.00
O-4822-DF-O_	End panel 48" high x 22" deep with metal grill & metal end caps on both long ends	1472.00
O-4824-DF-O_	End panel 48" high x 24" deep with metal grill & metal end caps on both long ends	1517.00

PLEASE NOTE: END PANELS WILL NOT HAVE SPECIAL EDGE DETAIL



Options



OPTIONS END PANELS IN OAK WITH 1/4" SOLID OAK EDGE BANDING, METAL END CAPS & METAL GRILL (continued)

MODEL NUMBER	DESCRIPTION	LIST PRICE
O-4825-DF-O_	End panel 48" high x 25" deep with metal grill & metal end caps on both long ends	1560.00
O-4828-DF-O_	End panel 48" high x 28" deep with metal grill & metal end caps on both long ends	1638.00
O-4832-DF-O_	End panel 48" high x 32" deep with metal grill & metal end caps on both long ends	1837.00
O-5012-DF-O_	End panel 50" high x 12" deep with metal grill & metal end caps on both long ends	1067.00
O-5013-DF-O_	End panel 50" high x 13" deep with metal grill & metal end caps on both long ends	1095.00
O-5014-DF-O_	End panel 50" high x 14" deep with metal grill & metal end caps on both long ends	1148.00
O-5016-DF-O_	End panel 50" high x 16" deep with metal grill & metal end caps on both long ends	1247.00
O-5018-DF-O_	End panel 50" high x 18" deep with metal grill & metal end caps on both long ends	1363.00
O-5020-DF-O_	End panel 50" high x 20" deep with metal grill & metal end caps on both long ends	1457.00
O-5022-DF-O_	End panel 50" high x 22" deep with metal grill & metal end caps on both long ends	1500.00
O-5024-DF-O_	End panel 50" high x 24" deep with metal grill & metal end caps on both long ends	1574.00
O-5025-DF-O_	End panel 50" high x 25" deep with metal grill & metal end caps on both long ends	1719.00
O-5028-DF-O_	End panel 50" high x 28" deep with metal grill & metal end caps on both long ends	1883.00
O-5032-DF-O_	End panel 50" high x 32" deep with metal grill & metal end caps on both long ends	2093.00
O-6612-DF-O_	End panel 66" high x 12" deep with metal grill & metal end caps on both long ends	1098.00
O-6613-DF-O_	End panel 66" high x 13" deep with metal grill & metal end caps on both long ends	1134.00
O-6614-DF-O_	End panel 66" high x 14" deep with metal grill & metal end caps on both long ends	1200.00
O-6616-DF-O_	End panel 66" high x 16" deep with metal grill & metal end caps on both long ends	1479.00
O-6618-DF-O_	End panel 66" high x 18" deep with metal grill & metal end caps on both long ends	1534.00

PLEASE NOTE: END PANELS WILL NOT HAVE SPECIAL EDGE DETAIL



Options

OPTIONS END PANELS IN OAK WITH 1/4" SOLID OAK EDGE BANDING, METAL END CAPS & METAL GRILL (continued)

MODEL NUMBER	DESCRIPTION	LIST PRICE
O-6620-DF-O_	End panel 66" high x 20" deep with metal grill & metal end caps on both long ends	1592.00
O-6622-DF-O_	End panel 66" high x 22" deep with metal grill & metal end caps on both long ends	1694.00
O-6624-DF-O_	End panel 66" high x 24" deep with metal grill & metal end caps on both long ends	1717.00
O-6625-DF-O_	End panel 66" high x 25" deep with metal grill & metal end caps on both long ends	1762.00
O-6628-DF-O_	End panel 66" high x 28" deep with metal grill & metal end caps on both long ends	1987.00
O-6632-DF-O_	End panel 66" high x 32" deep with metal grill & metal end caps on both long ends	2033.00
O-7812-DF-O_	End panel 78" high x 12" deep with metal grill & metal end caps on both long ends	1135.00
O-7813-DF-O_	End panel 78" high x 13" deep with metal grill & metal end caps on both long ends	1188.00
O-7814-DF-O_	End panel 78" high x 14" deep with metal grill & metal end caps on both long ends	1284.00
O-7816-DF-O_	End panel 78" high x 16" deep with metal grill & metal end caps on both long ends	1579.00
O-7818-DF-O_	End panel 78" high x 18" deep with metal grill & metal end caps on both long ends	1642.00
O-7820-DF-O_	End panel 78" high x 20" deep with metal grill & metal end caps on both long ends	1714.00
O-7822-DF-O_	End panel 78" high x 22" deep with metal grill & metal end caps on both long ends	1817.00
O-7824-DF-O_	End panel 78" high x 24" deep with metal grill & metal end caps on both long ends	1847.00
O-7825-DF-O_	End panel 78" high x 25" deep with metal grill & metal end caps on both long ends	1973.00
O-7828-DF-O_	End panel 78" high x 28" deep with metal grill & metal end caps on both long ends	2029.00
O-7832-DF-O_	End panel 78" high x 32" deep with metal grill & metal end caps on both long ends	2233.00
O-8412-DF-O_	End panel 84" high x 12" deep with metal grill & metal end caps on both long ends	1209.00
O-8413-DF-O_	End panel 84" high x 13" deep with metal grill & metal end caps on both long ends	1268.00

PLEASE NOTE: END PANELS WILL NOT HAVE SPECIAL EDGE DETAIL




Options

OPTIONS END PANELS IN OAK WITH 1/4" SOLID OAK EDGE BANDING, METAL END CAPS & METAL GRILL (continued)

MODEL NUMBER	DESCRIPTION	LIST PRICE
O-8414-DF-O_	End panel 84" high x 14" deep with metal grill & metal end caps on both long ends	1458.00
O-8416-DF-O_	End panel 84" high x 16" deep with metal grill & metal end caps on both long ends	1628.00
O-8418-DF-O_	End panel 84" high x 18" deep with metal grill & metal end caps on both long ends	1699.00
O-8420-DF-O_	End panel 84" high x 20" deep with metal grill & metal end caps on both long ends	1769.00
O-8422-DF-O_	End panel 84" high x 22" deep with metal grill & metal end caps on both long ends	1870.00
O-8424-DF-O_	End panel 84" high x 24" deep with metal grill & metal end caps on both long ends	1938.00
O-8425-DF-O_	End panel 84" high x 25" deep with metal grill & metal end caps on both long ends	2070.00
O-8428-DF-O_	End panel 84" high x 28" deep with metal grill & metal end caps on both long ends	2178.00
O-8432-DF-O_	End panel 84" high x 32" deep with metal grill & metal end caps on both long ends	2424.00
O-9012-DF-O_	End panel 90" high x 12" deep with metal grill & metal end caps on both long ends	1278.00
O-9013-DF-O_	End panel 90" high x 13" deep with metal grill & metal end caps on both long ends	1345.00
O-9014-DF-O_	End panel 90" high x 14" deep with metal grill & metal end caps on both long ends	1457.00
O-9016-DF-O_	End panel 90" high x 16" deep with metal grill & metal end caps on both long ends	1685.00
O-9018-DF-O_	End panel 90" high x 18" deep with metal grill & metal end caps on both long ends	1754.00
O-9020-DF-O_	End panel 90" high x 20" deep with metal grill & metal end caps on both long ends	1829.00
O-9022-DF-O_	End panel 90" high x 22" deep with metal grill & metal end caps on both long ends	2019.00
O-9024-DF-O_	End panel 90" high x 24" deep with metal grill & metal end caps on both long ends	2052.00
O-9025-DF-O_	End panel 90" high x 25" deep with metal grill & metal end caps on both long ends	2119.00
O-9028-DF-O_	End panel 90" high x 28" deep with metal grill & metal end caps on both long ends	2404.00

PLEASE NOTE: END PANELS WILL NOT HAVE SPECIAL EDGE DETAIL

Options



OPTIONS END PANELS IN OAK WITH 1/4" SOLID OAK EDGE BANDING,
METAL END CAPS & METAL GRILL (continued)

MODEL NUMBER	DESCRIPTION	LIST PRICE
O-9032-DF-O-__	End panel 90" high x 32" deep with metal grill & metal end caps on both long ends	2572.00
SUFFIX-M	For maple end panels change suffix O to M and add 7 percent	
SUFFIX-C	For cherry end panels change suffix O to C and 20 percent	

PLEASE NOTE: END PANELS WILL NOT HAVE SPECIAL EDGE DETAIL

Options

ANGLE SERIES RECTANGULAR TABLES WITH SQUARE TUBULAR FRAMES, HPL INLAY TOPS

MODEL NUMBER	DESCRIPTION	3MM PVC EDGE	3MM KNIFE EDGE	3MM WOOD EDGE	1 1/4" THICK WOOD EDGE
AS-2436	Angle Series Rectangular table 24" deep x 36" wide x 30" high with square tubular angled bases, HPL inlay tops, top depth may be 19" to 24" deep	3738.00	3978.00	4394.00	4940.00
AS-2448	Angle Series rectangular table 24" deep x 48" wide x 30" high with square tubular angled bases, HPL inlay tops, top depth may be 19" to 24" deep	3936.00	4258.00	4734.00	5550.00
AS-2460	Angle Series rectangular table 24" deep x 60" wide x 30" high with square tubular angled bases, HPL inlay tops, top depth may be 19" to 24" deep	4026.00	4388.00	4956.00	5850.00
AS-2472	Angle Series rectangular table 24" deep x 72" wide x 30" high with square tubular angled bases, HPL inlay tops, top depth may be 19" to 24" deep	4198.00	4626.00	5260.00	6496.00
AS-2484	Angle Series rectangular table 24" deep x 84" wide x 30" high with square tubular angled bases, HPL inlay tops, top depth may be 19" to 24" deep	4826.00	5388.00	6038.00	7276.00
AS-2496	Angle Series rectangular table 24" deep x 96" wide x 30" high with square tubular angled bases, HPL inlay tops, top depth may be 19" to 24" deep	5020.00	5664.00	6380.00	7736.00
AS-3036	Angle Series rectangular table 30" deep x 36" wide x 30" high with square tubular angled bases, HPL inlay tops, top depth may be 25" to 30" deep	3896.00	4198.00	4630.00	5360.00
AS-3048	Angle Series rectangular table 30" deep x 48" wide x 30" high with square tubular bases, HPL inlay tops, top depth may be 25" to 30" deep	4138.00	4538.00	5020.00	5898.00
AS-3060	Angle Series rectangular table 30" deep x 60" wide x 30" high with square tubular bases, HPL inlay tops, top depth may be 25" to 30" deep	4216.00	4578.00	5158.00	6040.00
AS-3072	Angle Series rectangular table 30" deep x 72" wide x 30" high square tubular angled bases, HPL inlay tops, top depth may be 25" to 30" deep	4388.00	4688.00	5308.00	6598.00
AS-3084	Angle Series rectangular table 30" deep x 84" wide x 30" high with square tubular bases, HPL inlay tops, top depth may be 25" to 30" deep	5025.00	5689.00	6589.00	7652.00
AS-3096	Angle Series rectangular table 30" deep x 96" wide x 30" high with square tubular bases, HPL inlay tops, top depth may be 25" to 30" deep	5321.00	5987.00	6897.00	8005.00

Options

ANGLE SERIES SQUARE & ROUND TABLES WITH SQUARE TUBULAR X ANGLED BASES, HPL INLAY TOPS

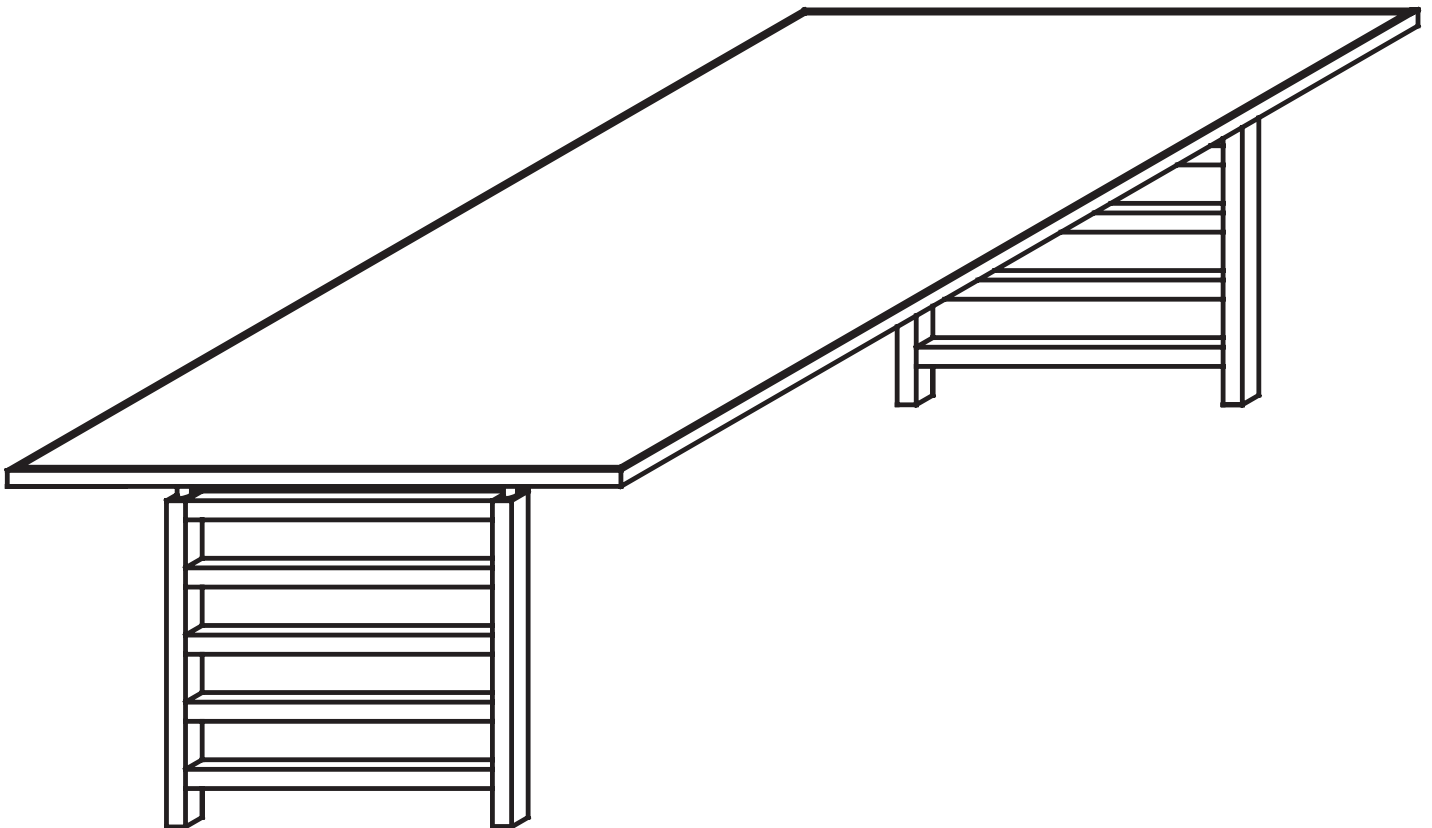
MODEL NUMBER	DESCRIPTION	3MM PVC EDGE	3MM KNIFE EDGE	3MM WOOD EDGE	1 1/4" THICK WOOD EDGE
AS-3636-SQ	Angle Series square table 36 square x 30" high with square tubular angled X base, HPL inlay top	3796.00	4158.00	4604.00	5398.00
AS-4242-SQ	Angle Series square table 42 square x 29" high with square tubular angled X base, HPL inlay top	4170.00	4656.00	5128.00	6038.00
AS-4848-SQ	Angle Series square table 48 square x 29" high with square tubular angled X base, HPL inlay top	4614.00	5790.00	5728.00	6736.00
AS-36-RO	Round table 36" diameter x 29" high with tubular X base, HPL inlay top	4056.00	4526.00	4738.00	6924.00
AS-42-RO	Round table 42" diameter x 29" high with tubular X base, HPL inlay top	3134.00	3774.00	3956.00	6528.00
TRO-48-XB	Round table 48" diameter x 29" high with tubular X base, HPL inlay top	3306.00	3994.00	4230.00	7616.00

ANGLE SERIES MODESTY PANELS & ACCESSORIES

MODEL NUMBER	DESCRIPTION	LIST PRICE
MODESTY-MTL-36	Modesty panel in metal 36" to 60" wide x 9 1/2" high	878.00
MODESTY-MTL-72	Modesty panel in metal 72" to 96" wide x 9 1/2" high	1040.00
MODESTY-HPL-36	Modesty panel in HPL with PVC edge banding 36" to 60" wide x 11 1/2" high	946.00
MODESTY-HPL-72	Modesty panel in HPL with PVC edge banding 72" to 96" wide x 11 1/2" high	1108.00
MODESTY-PERF	Perforated metal modesty panel	1620.00
KEEL	Steel top support keel	205.00
GRM-2-BLK	Grommet 2" diameter in black with cover	86.00
PASS-HOLE	Electrical/Data pass thru hold in metal frame	62.00
MOD-HEIGHT	Modify height of table base	298.00
MOD-WIDTH	Modify width of table	203.00
IS-ELE-2P-1USB	In-surface spill proof duplex outlet and dual USB charging unit silver/black	784.00
SPECIAL-LAM	For special color laminate add 10 percent	
SPECIAL-PVC	For Non Standard PVC edge banding add 4 percent	

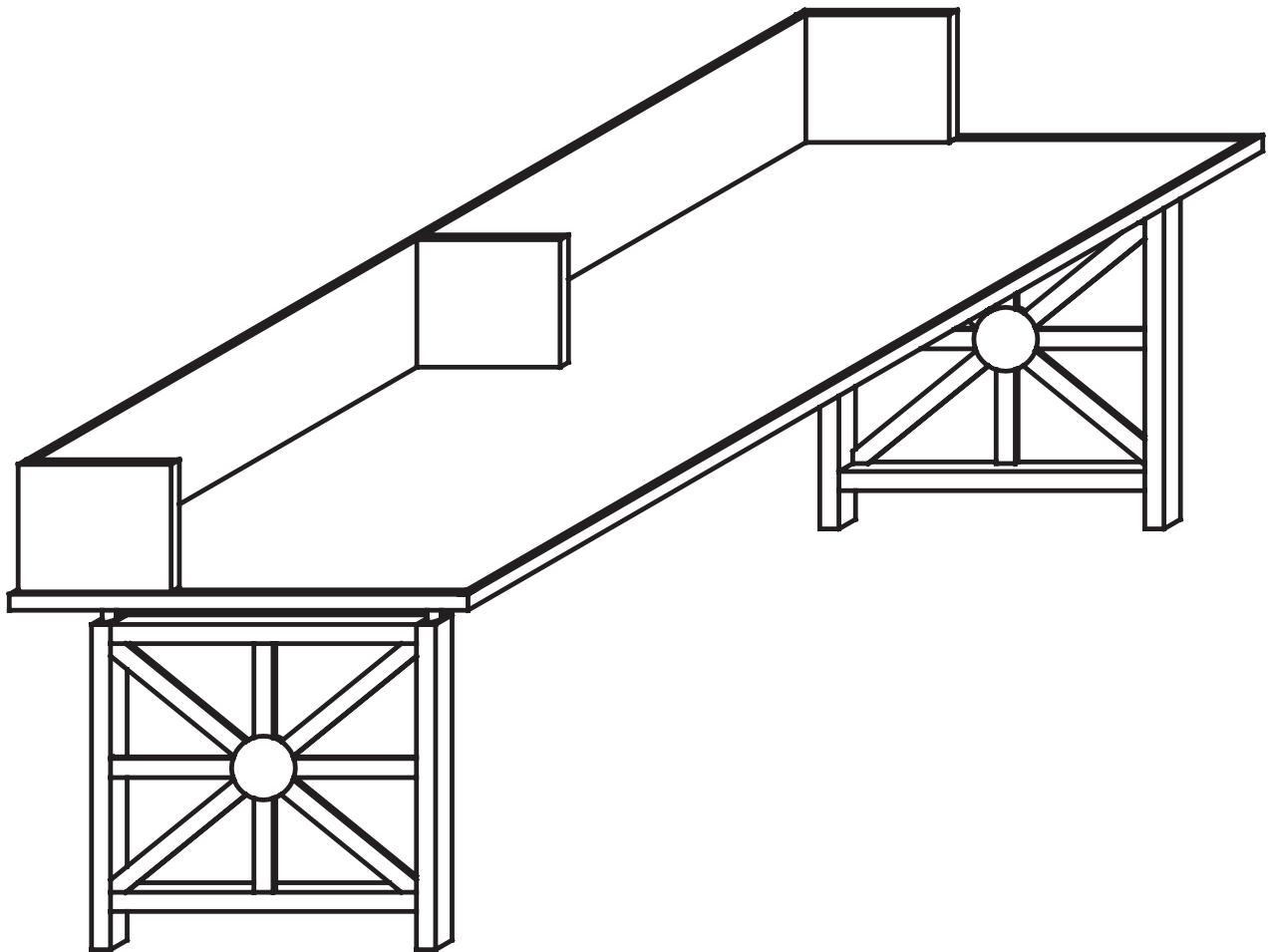
Options

OPTIONS HORIZONTAL READING TABLE 72" WIDE X 48" DEEP X 29" HIGH, 3/4" THICK X 1 1/2" DEEP SOLID WOOD EDGE BANDING WITH HPL INLAY TOP, 1 1/2" TUBULAR END FRAMES WITH METAL SUPERSTRUCTURE SUPPORT



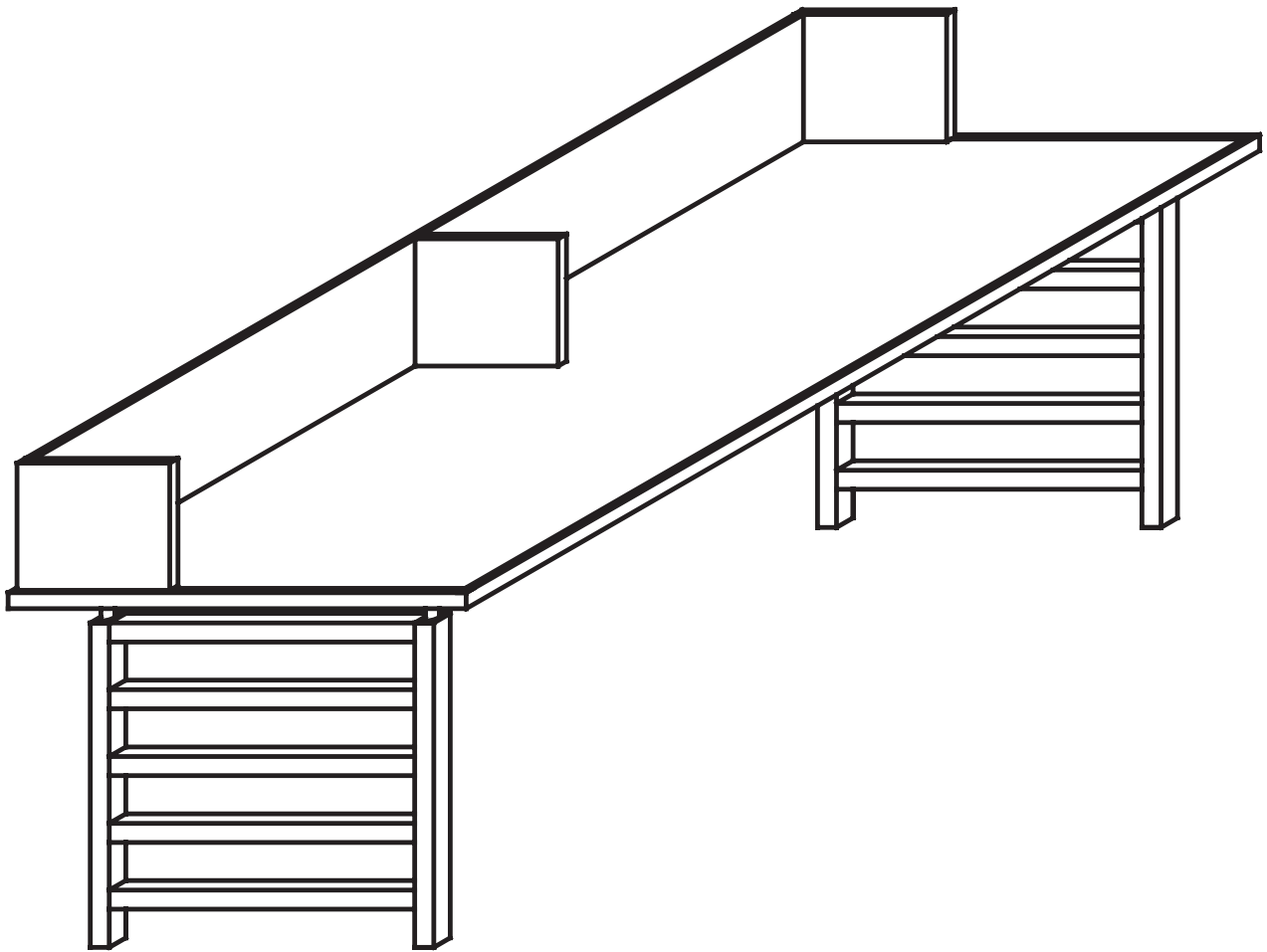
Options

OPTIONS ROMAN GRID INFORMATION TECHNOLOGY TABLE
72" WIDE X 30" OR 36" DEEP X 29", 32" OR 39" HIGH WITH 10"
MONITOR DIVIDER PANELS ABOVE



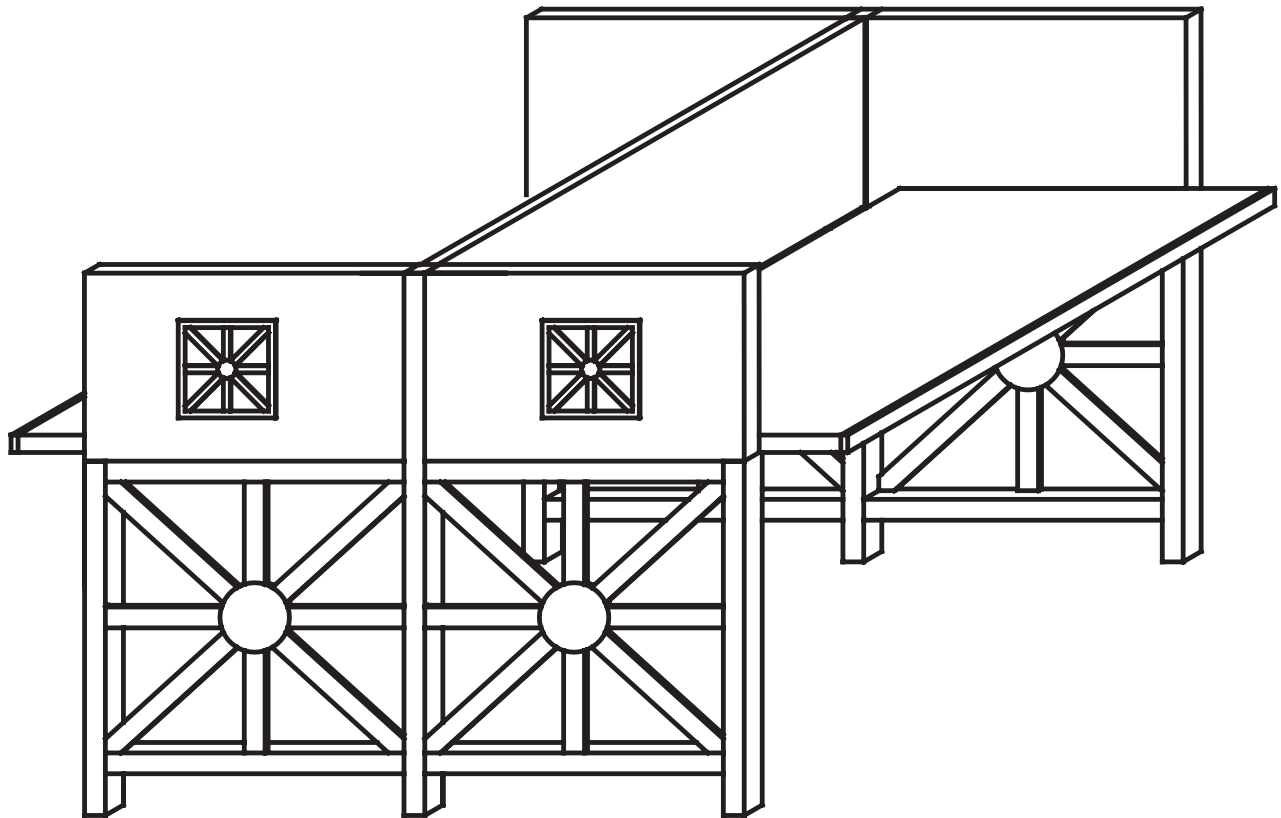
Options

OPTIONS HORIZONTAL INFORMATION TECHNOLOGY TABLE
72" WIDE X 30" OR 36" DEEP X 29", 32" OR 39" HIGH WITH 10"
MONITOR DIVIDER PANELS ABOVE



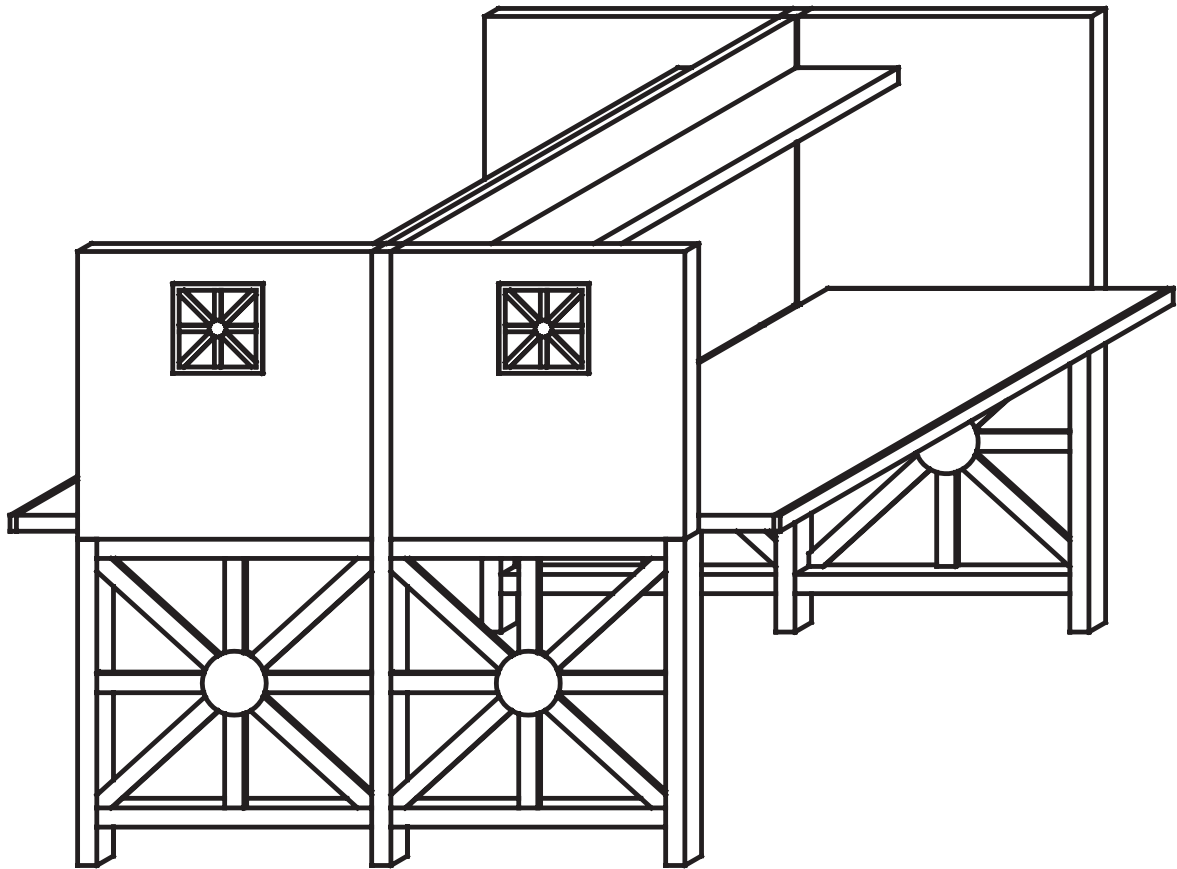
Options

OPTIONS ROMAN GRID DOUBLE FACED INFORMATION TECHNOLOGY STATIONS 38", 50" OR 74" WIDE X 61" DEEP X 39" HIGH WITH METAL GRILLS, WOOD PANELS, WORK SURFACES WITH 3/4" THICK X 1 1/4" HIGH SOLID WOOD EDGE BANDED HPL INLAY, 1 1/2" TUBULAR END FRAMES WITH METAL SUPERSTRUCTURE SUPPORTS



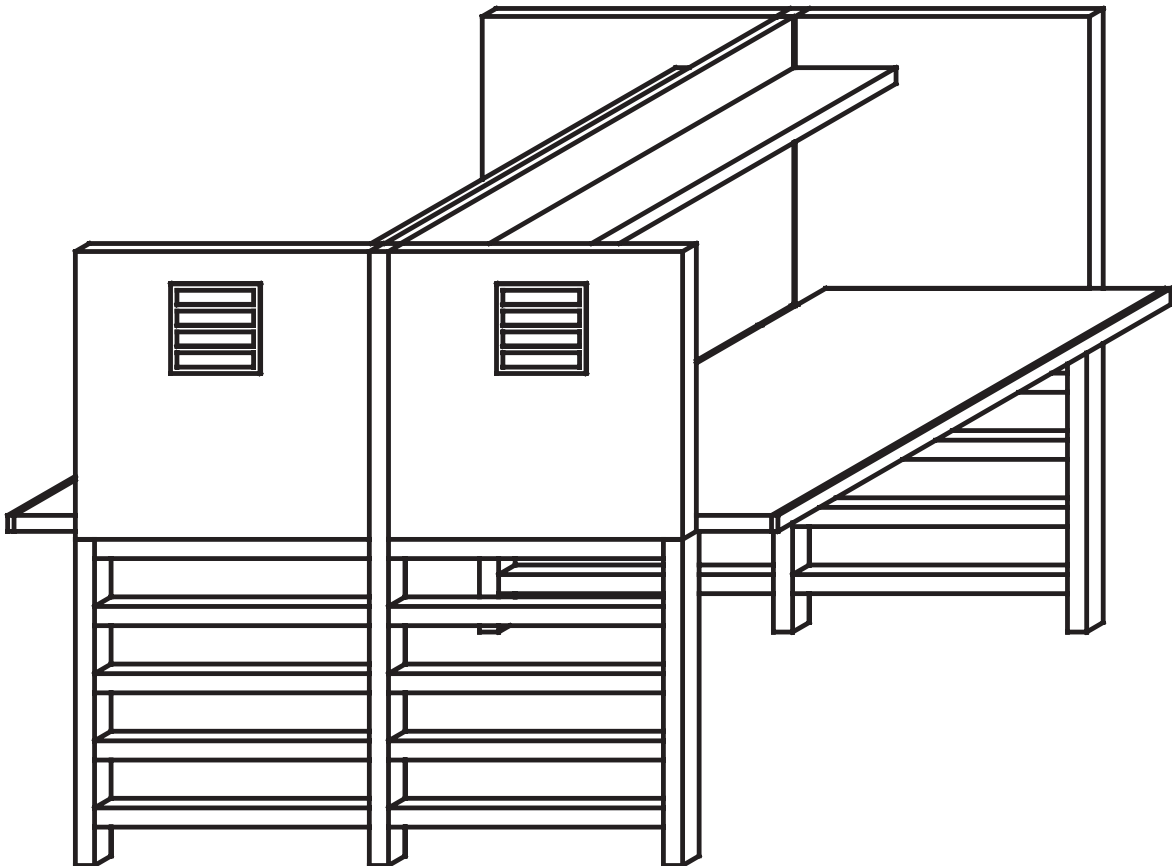
Options

OPTIONS ROMAN GRID DOUBLE FACED CARREL 38", 50" OR 74" WIDE X 61" DEEP X 48" HIGH WITH METAL GRILLS, WOOD PANELS, WORK SURFACES WITH 3/4" THICK X 1 1/4" HIGH SOLID WOOD EDGE BANDED HPL INLAY, 1 1/2" TUBULAR END FRAMES WITH METAL SUPERSTRUCTURE SUPPORTS



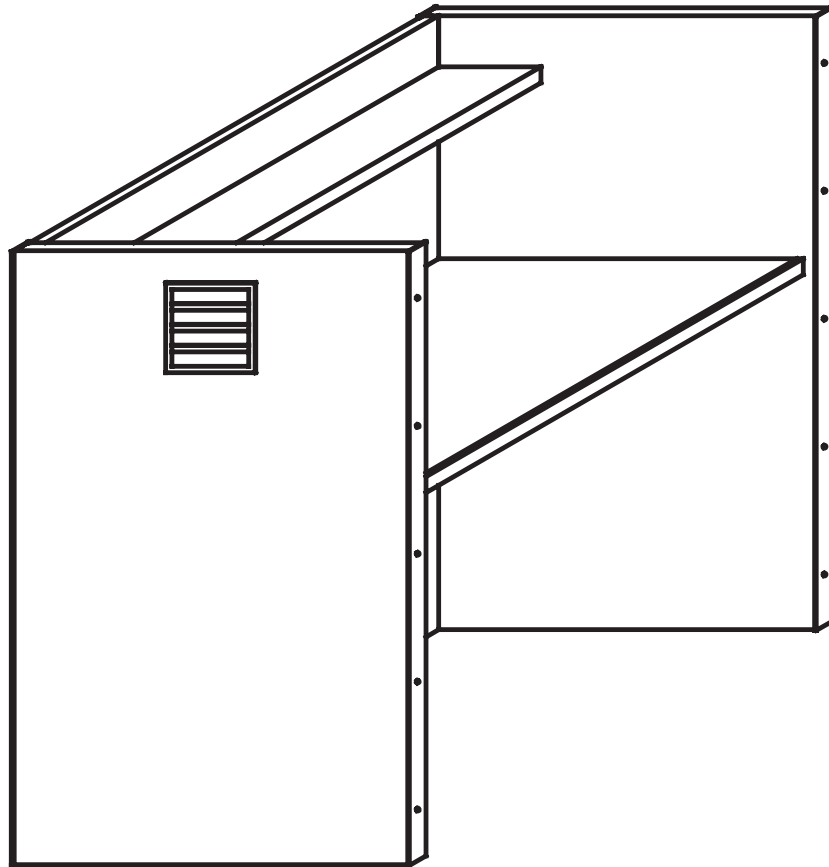
Options

OPTIONS HORIZONTAL DOUBLE FACED CARREL 38", 50" OR 74" WIDE X 61" DEEP X 48" HIGH WITH METAL GRILLS, WOOD PANELS, WORK SURFACES WITH 3/4" THICK X 1 1/4" HIGH SOLID WOOD EDGE BANDED HPL INLAY, 1 1/2" TUBULAR END FRAMES WITH METAL SUPERSTRUCTURE SUPPORTS



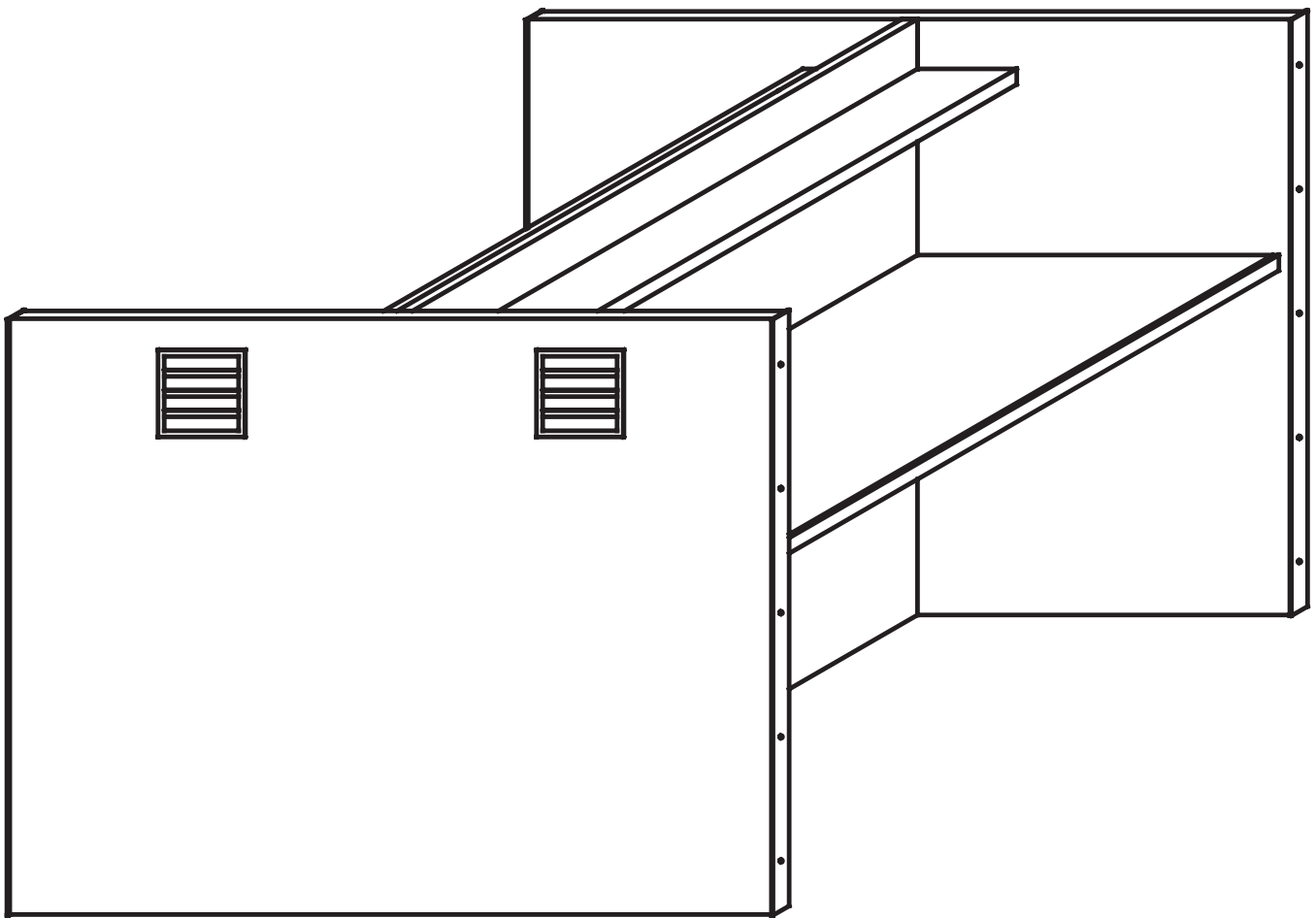
Options

OPTIONS II: SINGLE FACED CARREL 38", 50" OR 74" WIDE X 32" DEEP X 48" HIGH, 1 1/4" THICK WOOD PANELS WITH 1/4" THICK EDGE BANDING, WORK SURFACES WITH 3/4" THICK X 1 1/4" HIGH SOLID WOOD EDGE BANDED HPL INLAY, OPTIONS METAL GRILLS



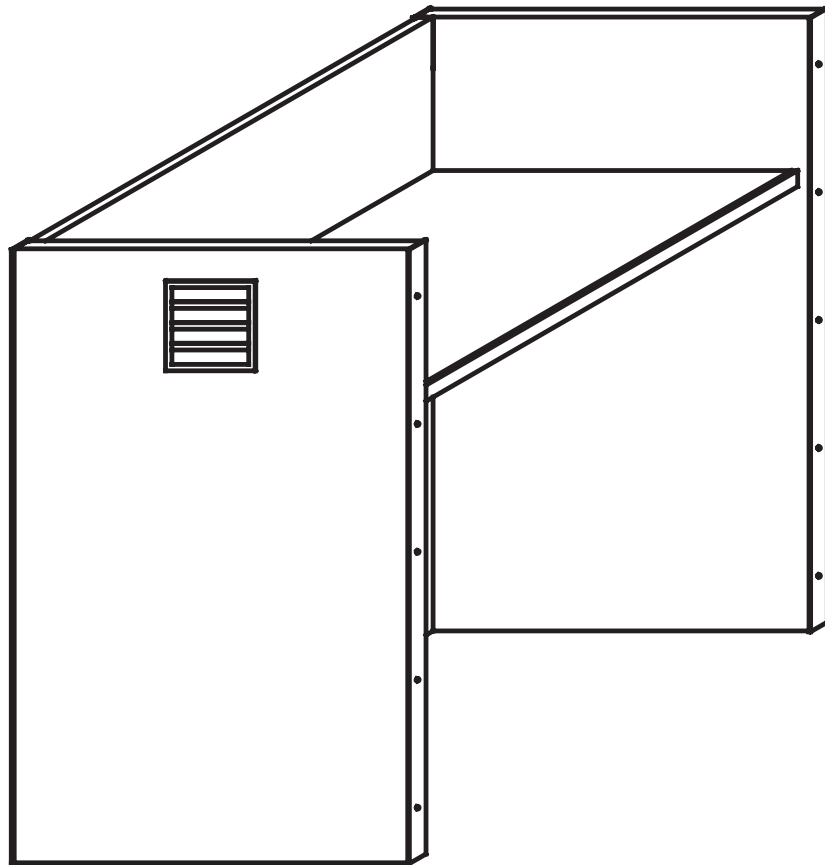
Options

OPTIONS II: DOUBLE FACED CARREL 38", 50" OR 74" WIDE X 63" DEEP X 48" HIGH, 1 1/4" THICK WOOD PANELS WITH 1/4" THICK EDGE BANDING, WORK SURFACES WITH 3/4" THICK X 1 1/4" HIGH SOLID WOOD EDGE BANDED HPL INLAY, OPTIONS METAL GRILLS



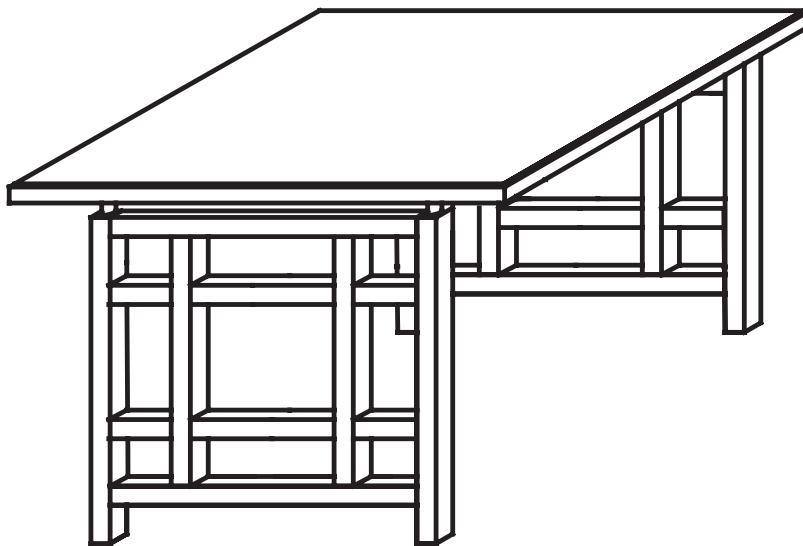
Options

OPTIONS II: SINGLE FACED PAC STATION 24", 30", 38", 50" OR 74" WIDE X 32" DEEP X 39" OR 48" HIGH, 1 1/4" THICK WOOD PANELS WITH 1/4" THICK EDGE BANDING, WORK SURFACES WITH 3/4" THICK X 1 1/4" HIGH SOLID WOOD EDGE BANDED HPL INLAY, OPTIONS METAL GRILLS



Options

OPTIONS HATCH OCCASIONAL TABLE 28" SQUARE X 21" HIGH
WITH 1 1/4" THICK HPL TOP WITH 3/4" THICK WOOD EDGE BAND
AND 1 1/2" TUBULAR END FRAMES WITH METAL SUPERSTRUCTURE
SUPPORTS





Options

OPTIONS VERTICAL OR HORIZONTALS END PANELS 1" THICK WITH WOOD VENEERS & 1/4" SOLID EDGE BANDING, 1 1/4" WIDE METAL END CAPS AND DECORATIVE METAL GRILLS

HORIZONTAL END PANELS


VERTICAL END PANELS



Options

OPTIONS ROMAN GRID END PANELS 1" THICK WITH WOOD VENEERS & 1/4" SOLID EDGE BANDING, 1 1/4" WIDE METAL END CAPS AND DECORATIVE METAL GRILLS

ROMAN GRID END PANELS



Options

OPTIONS ROMAN GRID BENCH 60" WIDE X 18" DEEP
X 18" HIGH WITH UPHOLSTERED SEAT AND 1 1/2" TUBULAR END
FRAMES WITH METAL SUPERSTRUCTURE
SUPPORTS

